

Draw your own journeys home. What do you see on the way? Do the drawings look the same when the means of transport are different? You can also set up an exhibition using the drawings.



The tasks in the passport encourage physical activity and play and support the development of the child's traffic skills – on foot, by bike or even by kick-bike.

The tasks can be completed as part of everyday early childhood education and care and pre-primary education or during free time with the family.

Wishing you joyful moments on the move,



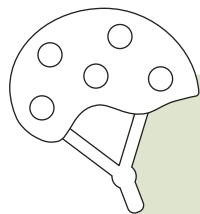
The Traffic Wizard passport

Name:



The passport contains fun tasks that encourage physical activity. Choose your favourites from them. At the same time, you will learn important skills for traffic. After completing the task, colour in the bike helmet. **Complete the tasks and become a Traffic Wizard!**

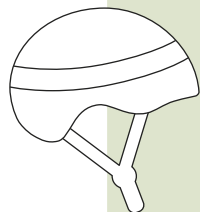

Outdoor games



Build a bike/kick-bike track together and have fun! Remember your helmets!




Play Simon Says with the following commands: walk, stop, look around you and listen. Where do we need these skills in traffic?



Practice programming with a friend. Program your friend by telling them the number of steps and the direction they have to take, first with their eyes open and then with their eyes closed. How did it feel to walk with your eyes closed? What does this have to do with traffic? *When you are looking at your smartphone in traffic, it's like walking around with your eyes closed.*

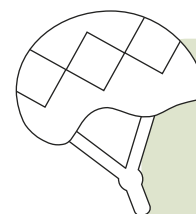

Practising in traffic




Make a trip to the library or some other place. Where should pedestrians walk on the pavement? *On the side that is further from the road.*



Go for a walk and spot sounds. What kind of sounds can you hear? Why is it important to listen carefully in traffic?



"Who sees something new?" Take a familiar route and look around carefully.



Make a trip to a playground or some other place where there is a zebra crossing on the way. What super skills do you need on a zebra crossing? *Stop, look in all directions, listen and walk.*

